




This pattern is slightly alter from Patchwork Square.
The Border section has been removed.

We are **only** creating the Poppy block.

The winner(s) of the block can decide if they want a border or not.

Poppy




8 ¼" Finished quilt block

Patchwork Square

Free Quilt Block Pattern

Fabric Placement



Poppy

8 1/4" Finished quilt block

How-to Notes



Bisect square on one diagonal



Bisect square on both diagonals

*All seam allowances are 1/4" unless noted otherwise

1



Background: White, off white or tonal.
Cut 4 squares 2 7/8" and bisect on one diagonal


2



Cut 1 square 5 1/4" and bisect on both diagonals
Cut 4 rectangles 2 1/2" x 4 1/2"

Fabric 2 is Poppy.

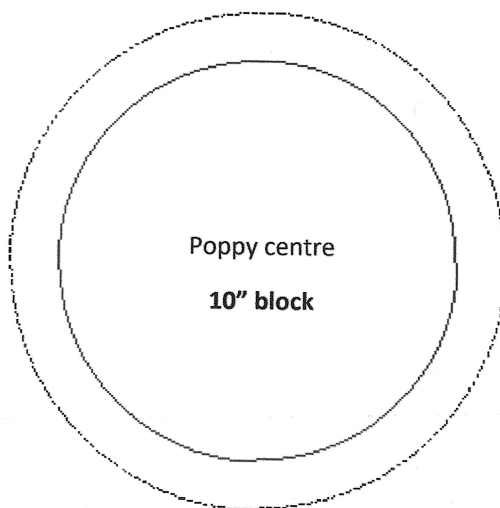
3



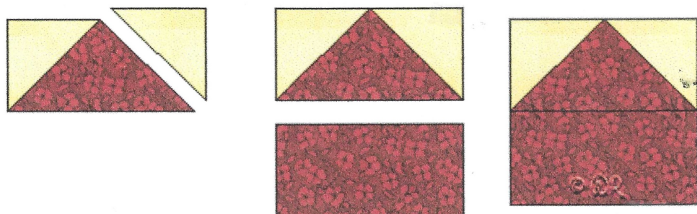
Fabric 3 is Black
Cut 1 circle with template provided

Poppy: YOUR CHOICE. Red, Orange, Yellow, Blue or Lavender


Poppy Template



Poppy



Make 4



Applique black centre
on top of poppy



Why do we celebrate Memorial Day?

What Quilt Block is associated with Remembrance?

