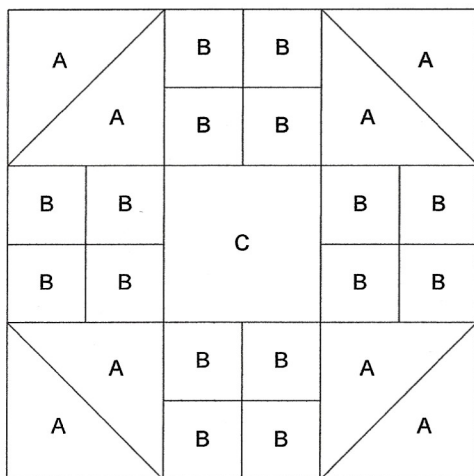



1656

Key Block (27/100 actual size)


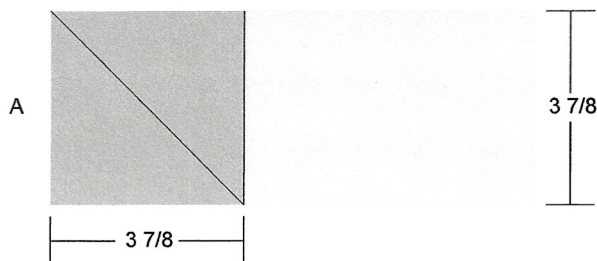


Prairie Queen Block





Note orientation of bottom 4 patch. Make sure white patch is in upper left corner. All others must have green in upper left.


Cutting Diagrams



Use white bkg and matching greens. Think spring.



Use white bkg and scrappy or same color greens. Think spring.



Use medium pink center

Press triangles to the dark. Assemble rows left to right. Press 1st and last row toward the triangles. Press middle row toward the center. Sew rows together and press open.

Prairie Queen

Overall Size: 52.00 by 61.00 inches

