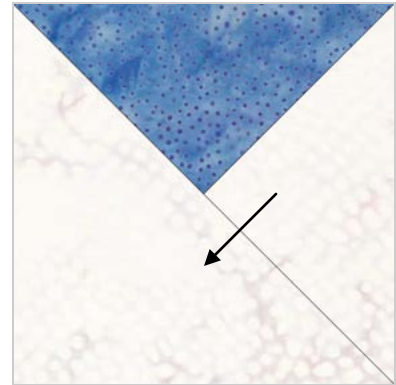


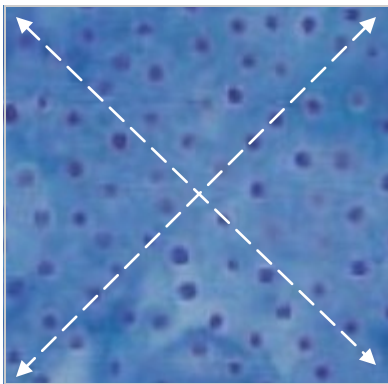
Quarter Square Triangle Block

Assemble:


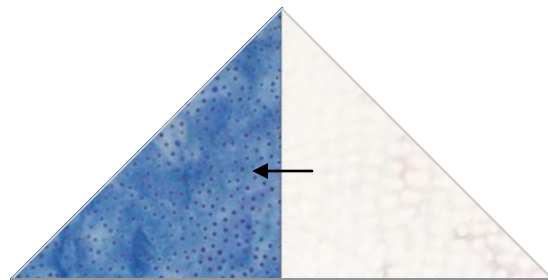
- (1) 7-1/4" **background** square (from the 9-1/2" strip)
- (2) 7" **background** squares (from the 9-1/2" strip)
- (1) 7-1/4" **blue** square (from the 7-1/2" strip)



Make 4



Cut the two 7-1/4" squares on both diagonals to create (4) triangles per square. Pairing the blue and background triangles, sew them side by side as shown below. Make (4) sets. Press to the dark.



Cut both 7" Background squares on the diagonal to create (4) triangles. Sew those triangles to the bottom of the two-part triangle you just created above, using the graphic at the top of the page as a guide. Press and square up to 6-1/2" if necessary. Make (4.)