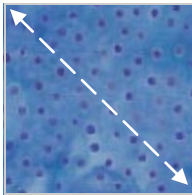



Square in a Square Block

Assemble:

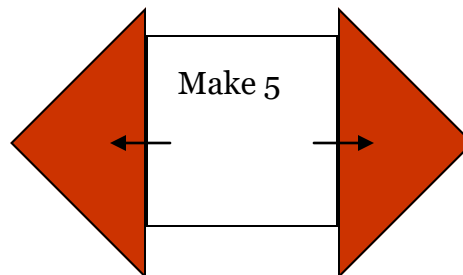
- (9) 4-3/4" **background** squares (from the 9-1/2" wide strip)
- (12) 4" **red** squares
- (10) 4" **blue** squares. Set aside 4 for a future clue.




Cut the (12) 4" red squares and the (6) 4" blue squares on the diagonal to make triangles. You will have (24) red triangles and (12) blue triangles.



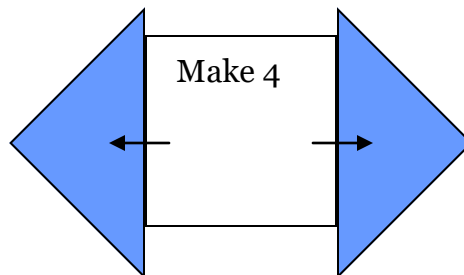
Sew a red triangle to the opposite sides of (5) 4-3/4" background squares. Press to the triangle.



Sew a red triangle to both remaining sides of those blocks. Press to the triangle and square up to 6-1/2".



Sew a blue triangle to opposite sides of the remaining (4) 4-3/4" background squares. Press to the triangle.



Sew a blue triangle to one of the sides of each of the units you just made. Sew a red triangle to the other side. Press to the triangle and square up to 6-1/2".

